



PORTFOLIO CHARACTERISTICS

Average Modified Duration	0.47
Average Coupon	3.17%
Average Purchase YTM	3.14%
Average Market YTM	4.31%
Average S&P/Moody Rating	AA+/Aaa
Average Final Maturity	0.50 yrs
Average Life	0.48 yrs

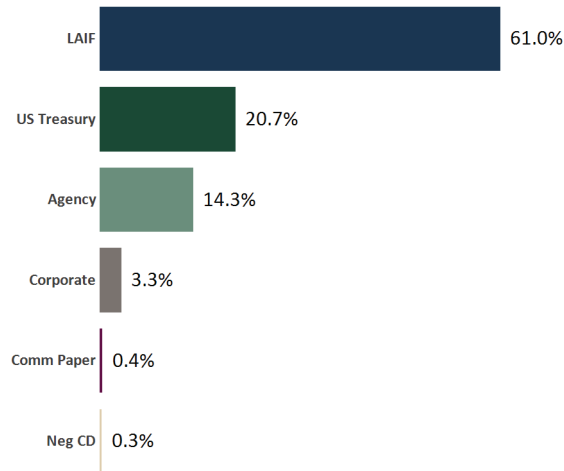
ACCOUNT SUMMARY

	Beg. Values as of 9/30/23	End Values as of 10/31/23
Market Value	230,069,298	229,105,132
Accrued Interest	1,658,990	894,551
Total Market Value	231,728,287	229,999,683
Income Earned	571,009	712,076
Cont/WD		-3,391,416
Par	233,268,001	232,168,001
Book Value	233,471,805	232,195,942
Cost Value	233,471,805	232,195,942

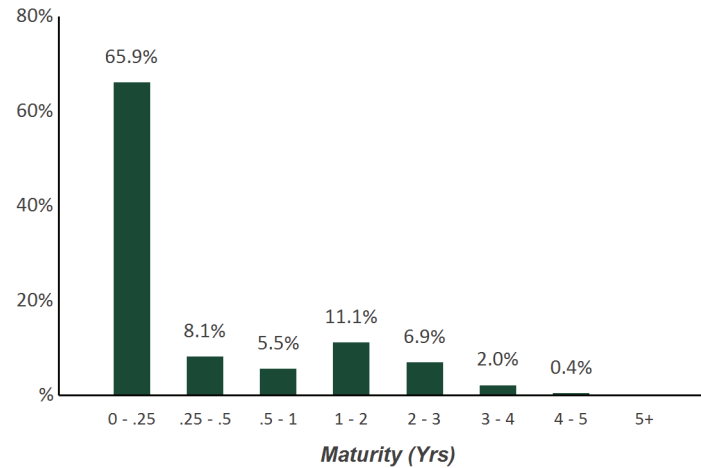
TOP ISSUERS

Local Agency Investment Fund	61.0%
Government of United States	20.7%
Federal Farm Credit Bank	7.2%
Federal Home Loan Mortgage Corp	2.9%
Federal Home Loan Bank	2.5%
Federal National Mortgage Assoc	1.7%
Amazon.com Inc	0.8%
Other	3.2%
Total	100.0%

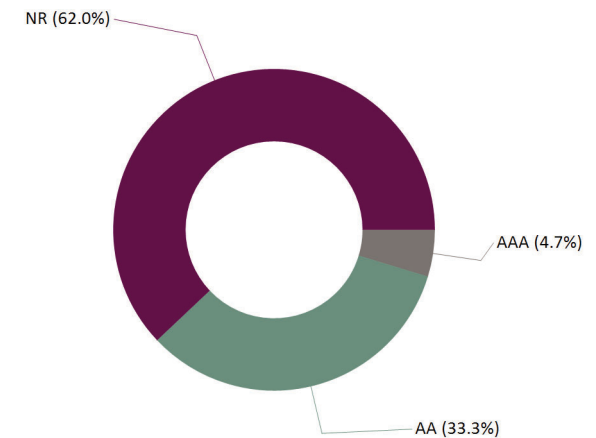
SECTOR ALLOCATION



MATURITY DISTRIBUTION



CREDIT QUALITY (S&P)



Note: There may be a slight difference in the market value between the custodian and investment advisor due to small variances of the independent valuation provided by third party vendors.